

# KONA Electric





# Live unlimited.

With its futuristic new look, a more dynamic road presence and a larger living space for all your adventures – this bold, upscaled SUV offers you cutting-edge smart tech coupled with an outstanding driving range of up to 319 miles\*.

\*Range according to WLTP combined cycle. Driving range may vary slightly depending on road conditions, your driving style and the temperature. It is also dependent on the type of tyres equipped. WLTP maximum electric range for KONA Electric Ultimate 65.4kWh (FWD) 17" Wheels. Actual range may vary.

## A sharper and bolder new look.

The KONA Electric's sleek exterior design started with an EV-first approach, but despite its futuristic appearance, this Hyundai never lets anyone forget that it's an SUV. The pure, distinctive front end is highlighted by a Pixelated Seamless Horizon Lamp, arching elegantly across the entire bonnet for a more dynamic road presence. Together with the full projection LED headlamps integrated in the front bumper, the distinctive twin headlamp design creates a truly eye-catching lighting signature.





## Sculpted lines and stylish edge.



Its sporty character is embodied by the body-coloured wheel arch cladding, building on the iconic design identity of the first KONA. And mirroring the front for a harmonious overall look, the rear Pixelated Seamless Horizon Lamp rounds out a unique LED lighting signature that really sets the KONA Electric apart from the crowd. On the side, sharp diagonal parametric surfaces harmonise with the satin chrome moulding that slices through the beltline to sporty rear spoiler - creating a contour that wraps around the entire vehicle.



## Maximised living space.

Elegant and roomy, the KONA Electric has evolved, growing wider and longer to provide maximised living space. The rear Curveless Bench Seat provides generous leg and shoulder room in the 2nd row and visually expands the refined interior. A high-tech experience through and through, the crown jewel of the cockpit is the elegantly curved panoramic display. It features two integrated screens for intuitive usage and advanced connectivity: a 12.3" infotainment touch screen and 12.3" digital cluster. Ambient lighting offers 64 configurable colours to fit every situation, so you can create the perfect atmosphere to suit your mood. And when it comes to sustainable materials, the Eco Pack makes innovative use of environmentally friendly materials like 100% recycled PET in the floor carpets and eco-processed leather and suede.



car shown not to UK specification





## Enjoy plenty of roominess and versatility.

Designed to fit everything you and your busy life can throw at it, the KONA Electric offers plenty of room for passengers and cargo. This bold, upscaled SUV now gives you a larger living space for all your adventures. The generous trunk space of 466 litres (VDA) is 30% larger than the previous KONA Electric. It's also simple to adjust - you'll love the flexibility of the 40:20:40 folding rear seats. Fold down the middle segment and you can fit four pairs of skis and four passengers. And with the seats folded flat, you have a generous 1,300 litres of space for weekend escapes - and big boxes of whatever you want to take with you. The Smart Power Tailgate opens automatically when the smart key is detected for 3 seconds. What's more, you can customise the lift height and opening speed.



40:20:40 folding rear seats.

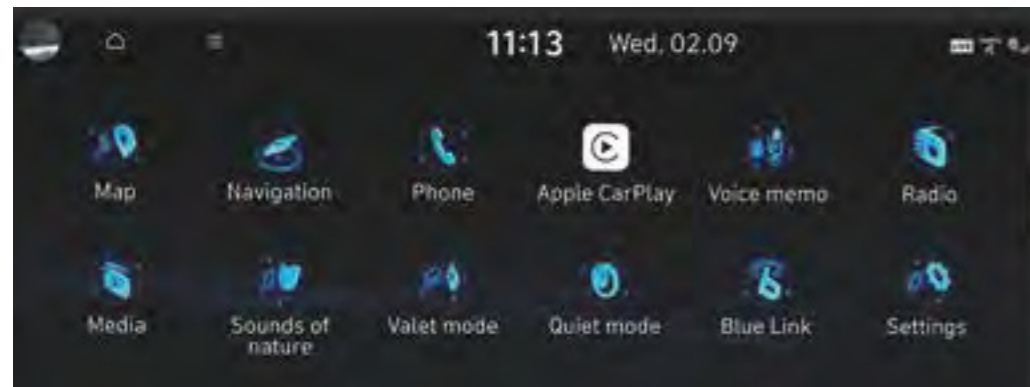


Smart Power Tailgate.

# Next level smart tech for intuitive connectivity.

The KONA Electric takes connectivity to the next level with innovative smart tech for an immersive digital experience. It all comes together in Hyundai's new generation infotainment system called Connected Car Navigation Cockpit (ccNC) - an advanced configuration of screens and hardware powered by high-speed processors and a state-of-the-art computing system. Enjoy advanced graphics, intuitive usability and perfect unity among the screens in the elegantly curved panoramic display with its dual 12.3" infotainment touch screen and 12.3" digital cluster. The futuristic configuration combines physical buttons with touch elements that give you control over multiple features and functionalities without having to take your hands off the steering wheel. For the first time in the KONA range Apple CarPlay™ and Android Auto™ are now wireless, so you can pair your smartphone and mirror your apps, music and phone layout up onto the big screen without plugging in.\*

Apple CarPlay™ is a registered trademark of Apple Inc. Android Auto™ is a registered trademark of Google Inc.





## Connected Car Services.

### **BlueLink®.**

BlueLink® provides comprehensive connectivity from the BlueLink® App and the KONA's infotainment display and includes a 10-year subscription to BlueLink® Lite, which provides connected routing, online voice recognition, dedicated EV routing and POI's, status updates and over-the-air updates to vehicle systems. In addition to the 10-year subscription, a 3 year complimentary subscription to BlueLink® PLUS with Live and remote services, and 6 months BlueLink® PRO, which adds music streaming map and infotainment OTA updates

# Convenience highlights.

Designed to put you in charge and keep you connected, the KONA Electric is equipped with an abundance of smart tech that makes driving safer and more relaxed – like a head-up display, convenient shift-by-wire gear shift controls and a wireless charging tray located conveniently in the centre console.



**Column mounted shift-by-wire.**

Everything you need right at your fingertips. The elegant rotary type shifter is located on the steering column. Operation is quick, intuitive and precise. It has been moved from the centre console to behind the steering wheel, which allows more storage in the open console area.



**Open centre console with rotational cupholders.**

The open centre console features an integrated arm rest and plenty of flexible storage spaces. The clever rotational cupholders can be retracted when not in use, giving you the flexibility to neatly store other items. Simply push the button to rotate them in or out.



**Wireless charger pad.**

Quick and easy – there's a high-speed wireless charger pad in the centre console. There's also a 12V power outlet and two USB-C ports (one with data support) for fast charging and universal compatibility.

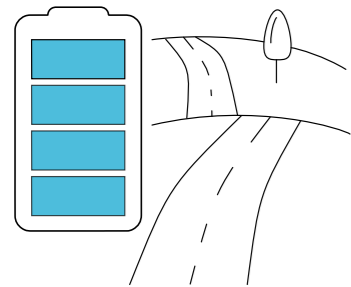


**Head-up display.**

The projection type head-up display guides you safely through the world, projecting information like directions or warnings directly onto your view of the road.

# Drive unlimited. With outstanding range and thrilling acceleration.

65.4 kWh



**319** miles\*


Nobody ever said that electric mobility had to be boring. Thrillingly quick off the line thanks to 255 Nm of torque delivered by the all-electric powertrain, this sporty SUV is seriously fun to drive – accelerating from 0-62.5 MPH in only 7.8 seconds in the 17" wheel version equipped with the Long Range battery. Depending on your mobility needs and performance wants, you can pick your power and preferred range\*

\*Range according to WLTP combined cycle. Driving range may vary slightly depending on road conditions, your driving style and the temperature. It is also dependent on the type of tyres equipped. Up to 319 miles WLTP maximum electric range for KONA Electric 65.4kWh (FWD) 17" Wheels.



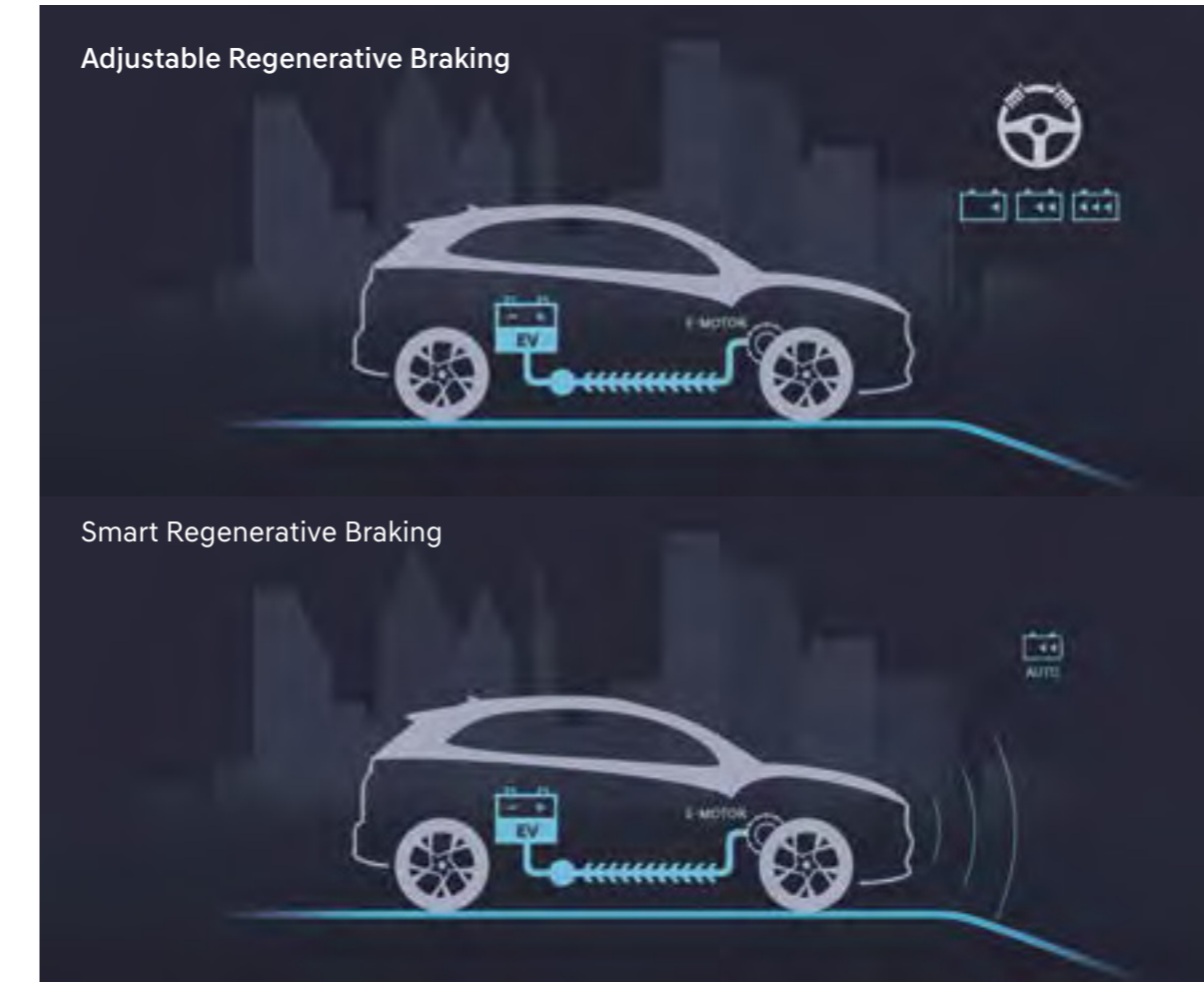
# Next level electric performance.

The carefully matched components of the KONA Electric's powertrain have been engineered to provide excellent driving characteristics, fast charging and excellent driving range. What's more, the specially designed SUV platform enables a space-saving integration of the battery packs without compromising on roominess. The heat pump is a leading heat management innovation that maximises the distance electric vehicles can travel on a single charge, harvesting wasted heat to warm elements of the cabin. It enables EV drivers to heat their car's cabin in cold weather without significantly impacting electric driving range. These innovations mean that our EVs offer more consistent range in temperatures where competitors start to see a significant decline in the distance possible from a single charge.



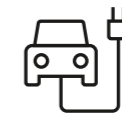
# Regenerative braking and i-Pedal.

Equipped with cutting-edge technology for intelligent driving, the KONA Electric's Regenerative Braking System 2.0 charges the battery while driving by using the electric motor to slow the vehicle. You can control the level of energy that the system regenerates and stores in the battery by adjusting the level of regenerative braking with the steering wheel-mounted paddle shifters. The higher the level, the more the car slows and charges the battery when you take your foot off the accelerator. There is also i-Pedal mode, which allows acceleration/deceleration as well as stopping, by using only the accelerator pedal. Simply tap on left paddle shifter to enter fourth stage to enable the one pedal function and the regenerative braking stage symbol changes to the one pedal symbol. You can slow the car to a complete stop in this way without having to press the conventional brake pedal. The system intelligently adjusts regenerative braking and improves driving efficiency based on forward traffic flow, navigation system data, and the driver's deceleration pattern.





## Time for a quick coffee.



102.3 kW DC fast charging.

**65.4 kWh Long Range Battery.**

Charging time: 41 min from 10 to 80%\*.

\*Based on Hyundai test data for comparison purposes. Actual time will vary and is dependent on a number of factors including battery temperature, condition and age, ambient temperature and the power provided by the charger. Charge time increases in cold weather and if battery temperature activates safeguarding technology. Ultra-fast chargers are currently available on selected motorways/major arterial routes – see the Charge myHyundai app for details.

## Vehicle-to-Load technology.

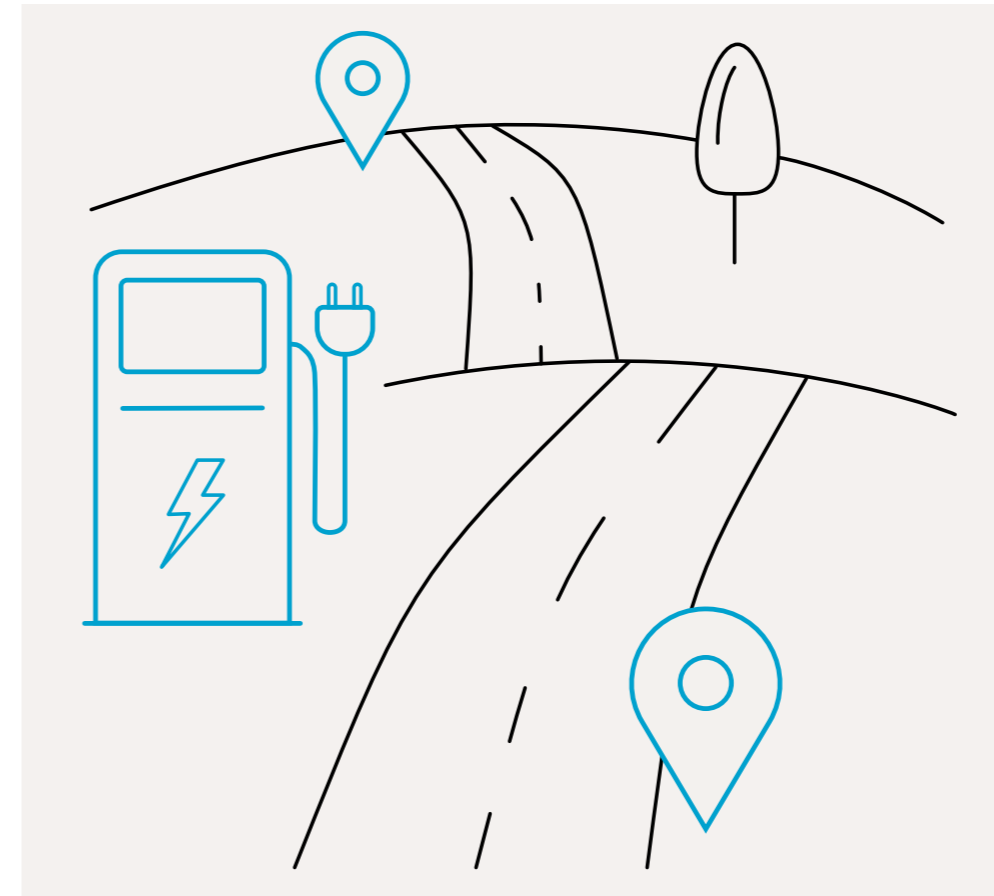
Simply plug in your laptop or electric bike to charge them, just like at home. KONA Electric's innovative Vehicle-to-Load technology (V2L) lets you make the most of sustainable electric mobility. There's an on-board 230V electrical socket located under the rear seat vents in the second row which allows you to freely use or charge any electric device – on the move or on location. And if you're out at the beach or having a picnic, you can charge your electric scooters or run your camping equipment using a converter that plugs into the bidirectional exterior charging port. The outside port provides up to 3.6 kW power even when the vehicle is turned off.



## Electric vehicle route planner.

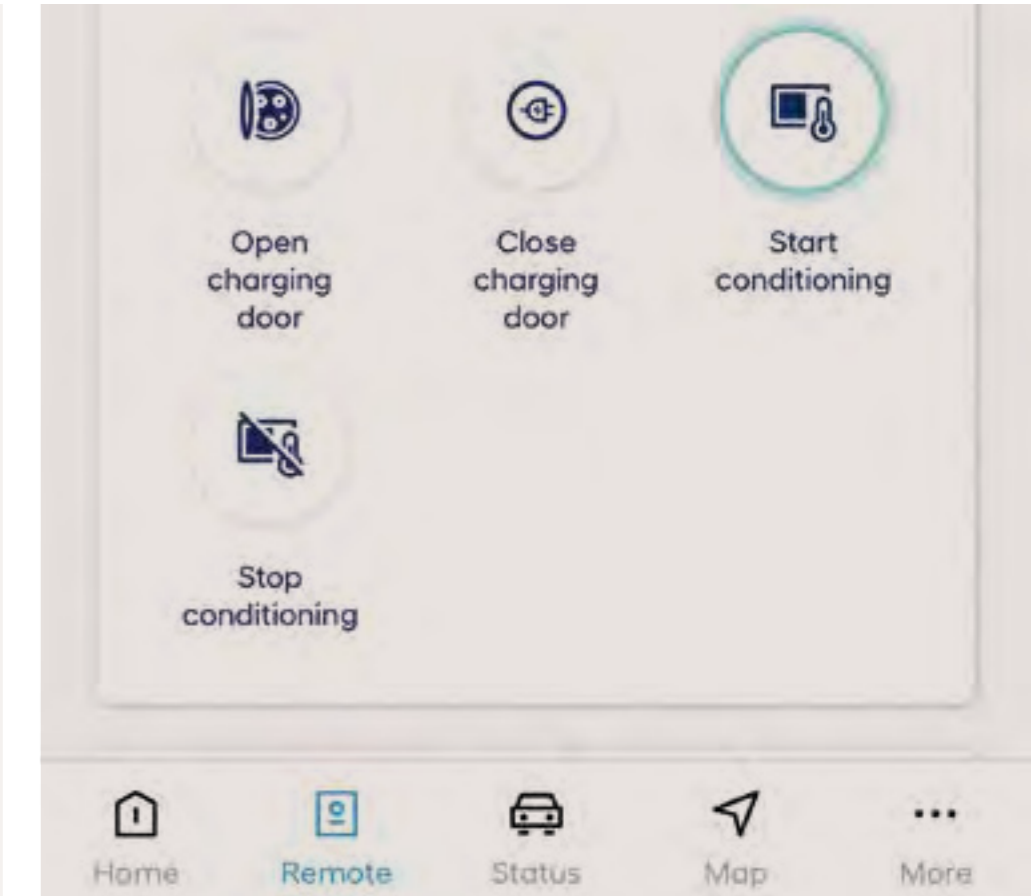
Enjoy the peace of mind of always knowing where your next charge is. Enter a destination and the navigation automatically suggests charging points on the route\*. The KONA Electric shows you real-time charging station information such as location, connector types and availability.

\*EV route planning service provides for a recommendation based on our best effort but may not reflect real life driving results. Any warranty beyond what is required by the law is therefore excluded.



## Battery pre-conditioning.

When you use electric vehicle route planner via the navigation system, the KONA Electric automatically adapts the battery temperature while travelling to ensure optimal charging conditions when reaching the charging point.



# Hyundai SmartSense.

For added peace of mind, the KONA Electric has been equipped with the latest Hyundai Smart Sense – our cutting-edge Advanced Driver Assistance Systems. For the first time, it also features Highway Driving Assist 2.0 – a combination of Lane Following Assist and Navigation Based Smart Cruise Control – it utilises sensors and map data to enable Level 2 autonomous driving, automatically adjusting speed and overtaking cars in front of you when cruise control is set.





**Highway Driving Assist 2.0 (HDA2).**  
Hyundai's cutting-edge autonomous driving technology enables your car to steer, accelerate and brake automatically. The KONA Electric assesses the driving environment while you drive – and actively intervenes to keep you safe when a dangerous situation occurs or an accident is expected. It keeps you centred in your lane and traveling at a safe distance behind the car ahead. And if you like, it can also set the legal speed based on GPS and highway data. It can help you while changing lanes, during evasive driving within the lane, and with collision avoidance assist from near cut-in vehicle. And if a vehicle in the next lane is driving too close, it drives the vehicle close to the other lane edge for more safety.

**Lane Keeping Assist (LKA).**  
Uses the front camera to monitor the lines of the road. In case of an unintended lane departure, it will warn you and can apply counter steering torque to guide the car back to the lane.



**Remote Smart Parking Assist (RSPA).**  
Enjoy easy parking in tight spots with RSPA – You can move the KONA Electric forward and backward using the Smart Key buttons to control it – with you standing outside of the SUV.

**Driver Status Monitor (DSM).**  
The system uses an In Cabin Camera to analyse the driver's face and, in the event of drowsiness or carelessness, alert the driver visually and with a warning signal.



**Intelligent Speed Limit Assist (ISLA).**  
This semi-autonomous driving feature recognises road speed signs and adjusts vehicle speed to match the speed limit (when activated).

**Blind-spot View Monitor (BVM).**  
Now you can see the rearward left- and right-hand side views of KONA in the digital cluster. The cameras are activated by the turn indicator during lane changes.



**Rear Cross-Traffic Collision-Avoidance Assist (RCCA).**  
Perfect for parking lots. When reversing out of areas with low visibility, the system not only warns you if vehicles approach from the side – it also applies the brakes automatically.

**Leading Vehicle Departure Alert (LVDA).**  
This clever feature for city driving alerts the driver when the vehicle in front departs from an idle state, like at a stoplight or in a traffic jam.




**Forward Collision-Avoidance Assist with Junction Turning (FCA-JT).**  
Sensing the road with radar and a camera, the system automatically brakes when it detects sudden braking by the car ahead, or pedestrians and bikes on the road. During cross intersection turning, it brakes if there is a risk of collision with an oncoming vehicle.

**Blind Spot Collision-Avoidance Assist (BCA).**  
Delivering more safety in dense traffic, BCA will warn you and automatically apply the left or right brakes and control the steering when a vehicle is detected in your blind spot and you begin to change lanes.

# Express yourself.

The KONA Electric lets you mix and match its design to fit your personal style. Choose from a wide range of exterior colours to complement the eye-catching silhouette. On top of that, the option of a two-tone roof (on N Line and N Line S) in Abyss Black allows you to further customise colour combinations to express to create a car perfectly matched to your taste.



Abyss Black (Pearl)

Atlas White (Solid)\*


Serenity White (Pearl)\*

Shimmering Silver (Metallic)\*

Ultimate Red (Metallic)\*

Engine Red (Solid)\*  
(no cost option)

Jupiter Orange (Metallic)



Cypress Green (Pearl)

Meta Blue (Pearl)\*

Sailing Blue (Pearl)\*

Ecotronic Grey (Pearl)\*



19" alloy wheel




17" alloy wheel

\* All colours are additional cost option apart from Engine Red (Solid).

# Interior colours.

Featuring new colours and materials, the KONA Electric is available with the following interior colour schemes:



Black Mono      Fossil Grey Mono (Eco Pack)\*      Black Mono with Red Accent      Black Mono with Red Accent



Seats: Black Cloth      Seats: Black Cloth      Seats: Black Cloth with Red Accent      Seats: Black Alcantara and Leather with Red Accent

# Specifications and dimensions.

For full technical & specification data and price list please click [here](#)

Type	Long Range 65.4 kWh	
Motor Type	Permanent Magnet Synchronous Motor (PMSM)	
Max. Power (kW)	160	
Max. Power (PS)	218	
Max. Torque (Nm)	255	
<b>Battery</b>		
Type	Lithium-Ion Polymer	
Capacity (kWh)	65.4	
<b>On Board Charger (OBC)</b>		
Max Capacity (kW)	10.4	
<b>Performance</b>		
Max. Speed (mp/h)	107	
Acceleration 0-62 mp/h (sec)	7.8	
<b>CO<sub>2</sub> Emissions / Efficiency / Range</b>	<b>Wheel size 17"</b>	<b>Wheel size 19"</b>
CO <sub>2</sub> combined (g/km)	0	0
Energy consumption combined (kWh per 100 km)	14.7	16.6
Driving Range (miles)*	319	282
<b>Charge Time</b>		
Standard (AC)	7.4 kW Wallbox (10-100%)	8 hr 0 min**
Rapid Charge (DC)	50 kW (10-80%)	60 min**
	150 kW (10-80%)	41 min**
<b>Weight</b>		
Curb Weight (kg)	1,698 – 1,795	
Roof Rack Load (kg)	100	
Vertical Load (kg)	100	
Trailer weight (kg) with brake	750	
Trailer weight (kg) without brake	300	



Overall Width excluding door mirrors. 1,825 Overall  
 Width including door mirrors. 2,100  
 Overall Height  
 with Roof Rails 1,580  
 Overall Length 4,355 (N line 4385)  
 Wheelbase 2,660

Unit : mm

\*The Eco Pack makes innovative use of environmentally friendly materials such as 100% recycled PET in the floor carpet, eco-processed leather and Eco suede with 8% Bio material.


\* Range according to WLTP cycle. Driving range may vary depending on road conditions, your driving style and the temperature. It is also dependent on the type of tyres equipped. The exterior colour of the vehicle depicted in the images may not be available for purchase. Please consult your dealer to obtain information on the available products.  
 \*\* Charging speed may be limited by the output capacity of AC wallbox or DC public charging station and may also depend on battery temperature or outside temperature.

# Charge myHyundai.

Charging your electric vehicle has never been easier or more accessible. Welcome to Charge myHyundai: a comprehensive and easy-to-use public charging solution that gives you access to over 940,000 charge points in 28 European countries. Enjoy easy cross-border charging with one single contract through e-roaming. 1 App. 1 Card. 1 Invoice. That means no hassles thanks to a streamlined one-payment solution. And we offer several attractive tariff models to fit your needs. For more information, visit the Charge myHyundai website in your country: [www.chargemyhyundai.com](http://www.chargemyhyundai.com)

# IONITY high-power charging network.

IONITY makes long distance travel with electric vehicles the new normal – building and operating a high-power charging network along Europe's highways, using state-of-the-art technology with a charging capacity of up to 400 kW. You benefit from maximum charging speeds and short charging times while always being provided with 100% renewable energy for emission-free and carbon neutral driving. IONITY is part of Hyundai's pan-European public charging service, Charge myHyundai. For more information visit [www.chargemyhyundai.com](http://www.chargemyhyundai.com)





# Discover unlimited driving possibilities.

With up to 319 miles\* of all-electric driving range – and the possibility to use your smartphone as your car key – the KONA Electric gives you a new kind of freedom. Now bigger and bolder, it has evolved – growing wider and longer to provide maximised living space – without losing any of its iconic design identity. A dynamic combination of style and performance featuring the finest of cutting-edge technology, this compact SUV deserves a closer look. You can explore the unlimited driving possibilities online – or just stop by your local Hyundai retailer for a test drive and experience the difference yourself.

**Discover more at [Hyundai.co.uk](https://www.hyundai.co.uk)**

\*Range according to WLTP combined cycle. Driving range may vary slightly depending on road conditions, your driving style and the temperature. It is also dependent on the type of tyres equipped. WLTP maximum electric range for KONA Electric Ultimate 64.4kWh (FWD) 17" Wheels. Actual range may vary.



Hyundai Motor UK Ltd  
Ground Floor, Birchwood Building  
Springfield Drive  
Leatherhead KT22 7LP  
T: 0800 981 981  
[www.hyundai.co.uk](http://www.hyundai.co.uk)

09/2025

The Hyundai 5-Year Unlimited Mileage Warranty applies only to Hyundai vehicles that have been originally sold by an authorized Hyundai retailer to an end-customer, as set out in the terms and conditions of the warranty booklet. 8 years or 100,000 miles warranty on vehicle battery unit. Local terms and conditions apply. Contact your official Hyundai retailer for further information.

All the information contained in this brochure is provisional and subject to change without notice and is intended only as preliminary notification. Possible variations in the representation of vehicle colours are due to the limitations of printing technology. The products shown correspond to the offer and the range of equipment for European markets. The vehicles shown in this brochure are not to UK specification and equipment is model variant specific. Hyundai Motor UK reserves the right to make changes to technical specifications and equipment content without notice.

Please consult your Hyundai retailer for exact details.